



14th
ANNUAL MEETING
of the **ESPE**



ircad
France

SEPTEMBER 18-20, 2024
STRASBOURG, FRANCE



14th ANNUAL MEETING of the ESPES

ircad
France

SEPTEMBER 18-20, 2024
STRASBOURG, FRANCE

ESPES EXECUTIVE BOARD

President	Juan Carlos de Agustin
President Elect	Isabela Magdalena Draghici
Honorary Secretary	Maria Escolino
Treasurer	Holger Till
Webmaster	Jozef Babala
EB Member	Sameh Shehata
EB Member	Zafer Dokumcu
EB Member	Alexey Gusev
CEO of ESPES	Ciro Esposito
Administrative Secretary	Annie-Claude Plisson

Congress Chair	Arnaud Bonnard
Congress Chair	Alaa El Ghoneimi

LOCAL ORGANIZER COMMITTEE

Jacques Marescaux
Margaux Diebold
Laure Mutter

14th ESPES ANNUAL CONGRESS

IRCAD

Strasbourg, France 18.09.2024-20.09.2024



14th ANNUAL MEETING of the ESPEs

ircad
France

SEPTEMBER 18-20, 2024
STRASBOURG, FRANCE

FACULTY

MASTERCLASS UROLOGY

Consensus of European Experts on Surgical Management of Pediatric Patients with Ureteropelvic Junction Obstruction (UPJO)

CHAIRS

Ciro Esposito (IT)
Manuel Lopez (ESP)

FACULTY

Berk Burgu (TUR)
Paolo Caione (IT)
Fabio Chiarenza (IT)
Vincenzo Coppola (IT)
Salvatore Cascio (IRL)
Fulvia Del Conte (IT)
Maria Escolino (IT)
Adam Halinski (POL)
Annabel Paye-Jaouen (FRA)
Alberto Parente (ESP)
Philipp Szavay (CH)
Holger Till (AUT)
Francois Varlet (FRA)

MASTERCLASS ROBOTICS

Robotic Surgery for Children: Where are we coming from?
How far are we going?

CHAIRS

Hubert Lardy (FRA)
Mario Mendoza-Sagaon (CH)

FACULTY

Quentin Ballouhey (FRA)
Alfredo Berrettini (IT)
Thomas Blanc (FRA)
Vincenzo Di Benedetto (IT)
John Meehan (USA)
Azad Najmaldin (UK)



14th ANNUAL MEETING of the ESPE

ircad
France

SEPTEMBER 18-20, 2024
STRASBOURG, FRANCE

FACULTY

BASIC HANDS-ON LAPAROSCOPIC COURSE

CHAIRS

Sameh Shehata (EGY)
Isabela M. Draghici (ROM)

FACULTY

Daya Ram Ashok (UK)
Cosimo Bleve (IT)
Arnaud Bonnard (FRA)
Mariapina Cerulo (IT)
Zafer Dokumcu (TUR)
Maud Lindeboom (NL)
Louise Montalva (FRA)
Omar Nasher (UK)
Dariusz Patkowski (POL)
Paul Philippe (LUX)
Helena Reusens (BE)
Steve Rothenberg (USA)
Maria Grazia Scuderi (IT)
Johannes Verweij (NL)



14th ANNUAL MEETING of the ESPEs

ircad
France

SEPTEMBER 18-20, 2024
STRASBOURG, FRANCE

ESPEs CONGRESS

Session 1: GIT I

CHAIRS

Sean Marven (UK)
Sameh Shehata (EGY)

Session 2: Urology I

CHAIRS

Maria Escolino (IT)
Philipp Szavay (CH)

Session 3: Thorax I

CHAIRS

Salvatore Fabio Chiarenza (IT)
Dariusz Patkowski (POL)

Session 4: Video I

CHAIRS

Vincenzo Di Benedetto (IT)
Munther Haddad (UK)

Session 5: Urology II

CHAIRS

Alaa El Ghoneimi (FRA)
Adam Halinski (POL)

Session 6: Robotics and Innovations I

CHAIRS

Ciro Esposito (IT)
John Meehan (USA)

Session 7: GIT II

CHAIRS

Mark Davenport (UK)
Stefan Gfrorer (DEU)

Session 8: Urology III

CHAIRS

Paolo Caione (IT)
Manuel Lopez (ESP)

Session 9: Robotics and Innovations II

CHAIRS

Jozef Babala (SK)
Mario Mendoza-Sagaon (CH)

Session 10: Video II

CHAIRS

Isabela M. Draghici (ROM)
Henri Steyaert (BEL)

Session 11: Miscellaneous

CHAIRS

Alexey Gusev (RUS)
Philippe Montupet (FRA)

Session 12: Thorax II

CHAIRS

Maud Lindeboom (NL)
Steve Rothenberg (USA)

Session 13: GIT III

CHAIRS

Oliver Muensterer (DEU)
Paul Philippe (LUX)

Session 14: Oncology

CHAIRS

Zafer Dokumcu (TUR)
Christian Piolat (FRA)



14th ANNUAL MEETING of the ESPEs

ircad
France

SEPTEMBER 18-20, 2024
STRASBOURG, FRANCE

ESPEs CONGRESS

POSTER SESSION 1

CHAIRS

Radoica Jokic (SER)
Alberto Parente (ESP)

POSTER SESSION 4

CHAIRS

Helena Reusens (BEL)
Hubert Lardy (FRA)

POSTER SESSION 3

CHAIRS

Kirtikumar Rathod (IND)
Maria Grazia Scuderi (IT)

POSTER SESSION 2

CHAIRS

Sonia Pérez-Bertólez (ESP)
Bogdan Savu (ROM)

POSTER SESSION 5

CHAIRS

Daya Ram Ashok (UK)
Francesco Fascetti Leon (IT)

POSTER SESSION 6

CHAIRS

Alfredo Berrettini (IT)
Quentin Ballouhey (FRA)

POSTER SESSION 9

CHAIRS

Martin Metzelder (AUT)
Omar Nasher (UK)

POSTER SESSION 8

CHAIRS

Cosimo Bleve (IT)
Cindy Gomes (LUX)

POSTER SESSION 7

CHAIRS

Andrea Conforti (IT)
Louise Montalva (FRA)

POSTER SESSION 10

CHAIRS

Mariapina Cerulo (IT)
Anna Gunnarsdóttir (SWE)



14th ANNUAL MEETING of the ESPEs

ircad
France

SEPTEMBER 18-20, 2024
STRASBOURG, FRANCE

ESPEs CONGRESS

Panel I

Different Laparoscopic Approaches
for Congenital Inguinal Hernia

PANELISTS

Dariusz Patkowski (POL)
Paul Philippe (LUX)
Sameh Shehata (EGY)

Panel II

MIS in Oncology

PANELISTS

Vincenzo Di Benedetto (IT)
Sabine Irtan (FRA)
Holger Till (AUT)

Round Table I

MIS in Newborns

SPEAKERS

Juan C. de Agustin (ESP)
John Meehan (USA)
Steve Rothenberg (USA)

Round Table II

Enhancing Precision in Pediatric Surgery:
The Role of Indocyanine Green (ICG) in
Minimally Invasive Techniques

SPEAKERS

Salvatore Fabio Chiarenza (IT)
Ciro Esposito (IT)
Kirtikumar Rathod (IND)

Keynote Lecture I

Mitrofanoff Procedure: Evolution
from Laparoscopy to Robotics

Alaa El Ghoneimi (FRA)

INTRODUCTION

Arnaud Bonnard (FRA)

Keynote Lecture II

New Steps Once More: History of
Pediatric Minimally Invasive Surgery

Francois Becmeur (FRA)

INTRODUCTION

Ciro Esposito (IT)



14th ANNUAL MEETING of the ESPES

ircad
France

SEPTEMBER 18-20, 2024
STRASBOURG, FRANCE

WELCOME ADDRESS

President Welcome to the 14th Congress of the European Society of Paediatric Endoscopic Surgeons (ESPES)



Dear Colleagues and Friends,

It is with great pleasure that I extend to you all a warm welcome to the 14th Congress of the European Society of Paediatric Endoscopic Surgeons (ESPES), which will be held from September 18th to 20th at the prestigious IRCAD training center in Strasbourg.

As President of ESPES, I am honoured to bring together once again our vibrant community of professionals, researchers, and surgeons, who continuously strive to advance the field of paediatric endoscopic surgery. This year's congress promises to be an extraordinary event, filled with cutting-edge presentations, hands-on workshops, and numerous opportunities for professional growth and collaboration.

The IRCAD center in Strasbourg offers a world-class venue for this important gathering, providing the ideal environment to exchange knowledge, explore new techniques, and inspire each other to push the boundaries of our specialty. We have prepared a comprehensive and exciting program, and I am confident that the discussions and insights shared during these days will contribute to the progress of minimally invasive surgery and patient care.

I would like to take this opportunity to express my deepest gratitude to all the speakers, sponsors, and participants who have made this congress possible. Your dedication and commitment to innovation are what make ESPES a leading platform in the field.

I look forward to seeing you all in Strasbourg and to an enriching and memorable event.

With best regards,

Juan Carlos de Agustín

President of ESPES



14th ANNUAL MEETING of the ESPES

ircad
France

SEPTEMBER 18-20, 2024
STRASBOURG, FRANCE

WELCOME ADDRESS

Congress Chairs Welcome Address



Dear Colleagues and Friends,

Welcome in this tremendous place! Welcome in Strasbourg for the 14th ESPES congress!

Strasbourg has been marked by different Germanic, then German and French, administrations. Its rich and tormented history has left a remarkable architectural heritage with unique cultural influences. Its city center, located on the Grande Île, has been fully listed as a UNESCO world heritage site since 1988 and notably includes the Notre-Dame de Strasbourg cathedral and the Petite France district. Strasbourg has also become the symbol of Franco-German reconciliation and more generally of European construction. The city gradually specialized in political, cultural, and institutional functions. It is one of the three historic “European capitals” alongside Brussels and Luxembourg and is sometimes referred to as the “parliamentary capital of the European Union” or the European capital of democracy.







Moreover, we are proud and more than happy to welcome you in the IRCAD center. This is a place of excellence and national and international collaboration. It is also a place of education and meeting between surgeons, both young and old, fostering vocations and beautiful careers. IRCAD is also taking place in all over the world from South America to North America, Asia, India, and Africa. We owe this to Professor Marescaux, who also agreed to let this event take place here. Thank you, Professor Marescaux.

On behalf of Pr El Ghoneimi and myself, please enjoy the congress and your stay in Strasbourg!

Pr Arnaud Bonnard
Congress Chair

Pr Alaa El Ghoneimi
Congress Chair

EUROPEAN NATIONAL MEETINGS

ROOM	Hirsch	Charles Lindbergh	CLEM	LAB
8.00-13.30	Masterclass Urology 	Masterclass Robotics 	Basic Hands-on Course 	Basic Hands-on Course 
13.30-14.00	Lunch is not provided			
14.00-19.00	GECI Meeting 	SIVI Meeting 		

WELCOME RECEPTION

19.00-21.00

IRCAD CENTER



MASTERCLASS UROLOGY

Consensus of European Experts on Surgical Management of Pediatric Patients with Ureteropelvic Junction Obstruction (UPJO)

08.00 - 13.30

CHAIRS

Ciro Esposito (IT)
Manuel Lopez (ESP)

8:00-8:40	Registration and Welcome	Ciro ESPOSITO (IT)
Part 1 - CHAIRS: Ciro ESPOSITO (IT), Manuel LOPEZ (ESP)		
8:40-9:00	Diagnosis, indications for surgery and pre-operative management of patients with UPJO	Berk BURGU (TUR)
9:00-9:20	Pyeloplasty using open approach	Salvatore CASCIO (IRL)
9:20-9:40	Balloon dilatation in pediatric patients with UPJO	Alberto PARENTE (ESP)
9:40-10:00	One trocar assisted pyeloplasty (OTAP)	Paolo CAIONE (IT)
10:00-10:30	<i>Discussion</i>	
10:30-11:00	COFFEE BREAK	
Part 2 - CHAIRS: Adam HALINSKI (POL), Fulvia DEL CONTE (IT)		
11:00-11:20	Laparoscopic pyeloplasty	Philipp SZAVAY (CH)
11:20-11:40	Robotic pyeloplasty	Ciro ESPOSITO (IT)
11:40-12:00	Stone disease after UPJO treatment in childhood and adults	Adam HALINSKI (POL)
12:00-12:20	Evidence Based Medicine and literature review on the management of UPJO	Maria ESCOLINO (IT)
12:20-12:45	<i>Discussion</i>	
Part 3 - CHAIRS: François VARLET (FRA), Fabio CHIARENZA (IT), Holger TILL (AUT), Vincenzo COPPOLA (IT)		
12:45-13:30	Interactive votation for consensus statement of European Experts	

Lunch is not included

MASTERCLASS ROBOTICS

Robotic surgery for children: where are we coming from?

How far are we going?

08.00 - 13.30

CHAIRS

Hubert Lardy (FRA)

Mario Mendoza-Sagaon (CH)

8:00-8:05	Welcome and Short Overview of the Masterclass	Hubert LARDY (FRA) Mario MENDOZA-SAGAON (CH)
8:10-8:30	The Beginning of the Journey	John MEEHAN (USA)
8:30-8:50	Pioneering Pediatric Robotic Surgery in Europe	Azad NAJMALDIN (UK)
8:50-9:10	Training in Pediatric Robotic Surgery “against all odds”	Vincenzo DI BENEDETTO (IT)
9:10-9:30	Setting a Pediatric Robotic Program: Lessons learned so far	Hubert LARDY (FRA)
9:30-9:50	Robotics in Pediatric Urology - Upper Tract	Mario MENDOZA-SAGAON (CH)
9:50-10:10	Robotics in Pediatric Urology - Lower Tract	Alfredo BERRETTINI (IT)
10:10-10:30	Robotics in Pediatric Oncology	Thomas BLANC (FRA)
10:30-10:40	Tips and Tricks in Pediatric Robotic Retroperitoneal Approach	Thomas BLANC (FRA)
10:40-11:00	Robotics in Pediatric GI and Thoracic Procedures	Quentin BALLOUHEY (FRA)
11:00-11:30	COFFEE BREAK	
11:30-12:00	New Robotic Platforms	Asensus Surgical: <i>Stefano Pomati</i> <i>Sara Lazzaretti, Martina Curti</i> CMR: <i>Mark Slack</i> Medtronic: <i>Medtronic Team</i>
12:00-13:30	Visit to the new platforms Senhance, Versius and HUGO (3 groups)	

Lunch is not included

BASIC HANDS-ON LAPAROSCOPIC COURSE

08.00 - 13.30

CHAIRS

Sameh Shehata (EGY)
Isabela Magdalena Draghici (ROM)

8:15-8:30	Welcome and Introduction	Sameh SHEHATA (EGY) Isabela DRAGHICI (ROM)
8:30-8:45	Safety in MIS	Arnaud BONNARD (FRA)
8:45-9:00	Ergonomics	Isabela DRAGHICI (ROM)
9:00-9:15	Sealing and Energy Devices	Steve ROTHENBERG (USA)
9:15-9:30	Intracorporeal Knots: the basics	Dariusz PATKOWSKI (POL)
9:30-9:45	Extracorporeal Knots	Paul PHILIPPE (LUX)
9:45-10:00	Laparoscopic Appendectomy	Zafer DOKUMCU (TUR)
10:00-10:15	Laparoscopic Cholecystectomy	Sameh SHEHATA (EGY)
10:15-10:30	COFFEE BREAK	
10:30-13:30	HANDS-ON TRAINING WITH EXPERTS	

Lunch is not included

The attendants will learn with practical session on pelvic simulator basic skills on Pediatric Minimally Invasive Surgery with the continuous support of the Experts. At the end of the course, the attendants will be able to perform:

- Introduction of ports
- Ergonomics
- Optic position and Instruments triangulation
- How to avoid clashing
- Grasping and displacing objects
- Cutting practice
- Knotting
- Suturing



14th ANNUAL MEETING of the ESPEs

ircad
France

SEPTEMBER 18-20, 2024
STRASBOURG, FRANCE

PROGRAM AT A GLANCE

THURSDAY 19 SEPTEMBER

MAIN SESSION PAUL KAGAME AUDITORIUM		PARALLEL SESSION LÉON HIRSCH AUDITORIUM	
8:00-8:15	Welcome and Opening Ceremony J. C. de Agustin (ESP), A. El Ghoneimi (FRA), A. Bonnard (FRA), J. Marescaux (FRA)		
8:15-9:00	Session 1 - GASTROINTESTINAL (GIT) I CHAIRS: S. Marven (UK) – S. Shehata (EGY)		
9:00-9:46	Session 2 - UROLOGY I CHAIRS: M. Escolino (IT) – P. Szavay (CH)	9:00-9:35	Poster Session 1 CHAIRS: R. Jokic (SER) – A. Parente (ESP)
9:46-10:15	Keynote Lecture I “Mitrofanoff Procedure: Evolution from Laparoscopy to Robotics” SPEAKER: A. El Ghoneimi (FRA) INTRODUCTION: A. Bonnard (FRA)		
10:15-11:00	Session 3 - THORAX I CHAIRS: S.F. Chiarenza (IT) – D. Patkowski (POL)	10:15-10:55	Poster Session 2 CHAIRS: S. Pérez Bertólez (ESP) – B. Savu (ROM)
11:00-11:30	COFFEE BREAK		
11:30-12:05	Session 4 - VIDEO I CHAIRS: V. Di Benedetto (IT) – M. Haddad (UK)		
12:05-12:30	ESPEs Presidential address J. C. de Agustin (ESP) INTRODUCTION: S. Shehata (EGY)		
12:30-13:15	Panel I: “Different Laparoscopic Approaches for Congenital Inguinal Hernia” D. Patkowski (POL), P. Philippe (LUX), S. Shehata (EGY)		
13:15-14:15	LUNCH <i>Meet the Expert Lunch</i>		
14:15-15:15	Session 5 - UROLOGY II CHAIRS: A. El Ghoneimi (FRA) – A. Halinski (POL)	14:15-14:45	Poster Session 3 CHAIRS: K. Rathod (IND) – M.G. Scuderi (IT)
15:15-16:05	Session 6 - ROBOTICS AND INNOVATION I CHAIRS: C. Esposito (IT) – J. Meehan (USA)	15:00-15:35	Poster Session 4 CHAIRS: H. Reusens (BEL) – H. Lardy (FRA)
16:05-16:50	Round Table I: “MIS in Newborns” J. C. de Agustin (ESP), J. Meehan (USA), S. Rothenberg (USA) CHAIR: S. Shehata (EGY)	15:40-16:15	Poster Session 5 CHAIRS: D.R. Ashok (UK) – F. Fascetti Leon (IT)
16:50-17:50	Annual General Assembly		
20:00-00:00	Annual Cocktail Party Dinner		



14th ANNUAL MEETING of the ESPEs

ircad
France

SEPTEMBER 18-20, 2024
STRASBOURG, FRANCE

PROGRAM AT A GLANCE

FRIDAY 20 SEPTEMBER			
	MAIN SESSION PAUL KAGAME AUDITORIUM		PARALLEL SESSION LÉON HIRSCH AUDITORIUM
8:00-8:50	Session 7 - GASTROINTESTINAL (GIT) II CHAIRS: <i>M. Davenport (UK)</i> – <i>S. Gfrörer (DEU)</i>		
8:50-9:30	Session 8 - UROLOGY III CHAIRS: <i>P. Caione (IT)</i> – <i>M. Lopez (ESP)</i>	8:50-9:30	Poster Session 6 CHAIRS: <i>A. Berrettini (IT)</i> – <i>Q. Ballouhey (FRA)</i>
9:30-10:15	Panel II: “MIS in Oncology” <i>V. Di Benedetto (IT)</i> , <i>S. Irtan (FRA)</i> , <i>H. Till (AUT)</i>		
10:15-10:45	Keynote Lecture II “New Steps, Once More: History of Pediatric Minimally Invasive Surgery” SPEAKER: <i>F. Becmeur (FRA)</i> INTRODUCTION: <i>C. Esposito (IT)</i>		
10:45-11:00	Asensus Surgical Sponsored Lecture “Transforming Pediatric Surgery: The Future of Robotics in Child Healthcare” SPEAKER: <i>H. Till (AUT)</i>		
11:00-11:30	COFFEE BREAK		
11:30-12:10	Session 9 - ROBOTICS AND INNOVATION II CHAIRS: <i>J. Babala (SK)</i> – <i>M. Mendoza-Sagaon (CH)</i>	11:30-12:10	Poster Session 7 CHAIRS: <i>A. Conforti (IT)</i> – <i>L. Montalva (FRA)</i>
12:10-12:55	Session 10 - VIDEO II CHAIRS: <i>I. Draghici (ROM)</i> – <i>H. Steyaert (BEL)</i>		
12:55-13:40	Session 11 - MISCELLANEOUS CHAIRS: <i>A. Gusev (RUS)</i> – <i>P. Montupet (FRA)</i>	13:00-13:45	Poster Session 8 CHAIRS: <i>C. Blevé (IT)</i> – <i>C. Gomes (LUX)</i>
13:40-14:30	LUNCH <i>Meet the Expert Lunch</i>		
14:30-15:15	Session 12 - THORAX II CHAIRS: <i>M. Lindeboom (NL)</i> – <i>S. Rothenberg (USA)</i>	14:30-15:10	Poster Session 9 CHAIRS: <i>M. Metzelder (AUT)</i> – <i>O. Nasher (UK)</i>
15:15-16:00	Round Table II: “Enhancing Precision in Pediatric Surgery: The Role of Indocyanine Green (ICG) in Minimally Invasive Techniques” <i>S.F. Chiarenza (IT)</i> , <i>C. Esposito (IT)</i> , <i>K. Rathod (IND)</i> CHAIRS: <i>J.C. de Agustin (ESP)</i> – <i>M. Cheli (IT)</i>		
16:00-16:47	Session 13 - GASTROINTESTINAL (GIT) III CHAIRS: <i>O. Muensterer (DEU)</i> – <i>P. Philippe (LUX)</i>	16:00-16:45	Poster Session 10 CHAIRS: <i>M. Cerulo (IT)</i> – <i>A. Gunnarsdóttir (SWE)</i>
16:47-17:25	Session 14 - ONCOLOGY CHAIRS: <i>Z. Dokumcu (TUR)</i> – <i>C. Piolat (FRA)</i>		
17:25-17:40	Awards <i>I. Draghici (ROM)</i> – <i>M. Escolino (IT)</i>		
17:40-17:50	Presentation of ESPEs Annual Meeting 2025 <i>A. Marantos (GRE)</i>		
17:50-18:00	Closing Remarks <i>A. Bonnard (FRA)</i> – <i>P. Montupet (FRA)</i>		

SCIENTIFIC PROGRAM

Thursday 19 September

Paul Kagame Auditorium

★ 7:30-8:00

OPENING REGISTRATION

★ 8:00-8:15

WELCOME AND OPENING CEREMONY

Juan C. de AGUSTIN (ESP), Alaa EL GHONEIMI (FRA), Arnaud BONNARD (FRA), Jacques MARESCAUX (FRA)

★ 8:15-9:00

SESSION 1 - GASTROINTESTINAL (GIT) I

CHAIRS: *Sean MARVEN (UK) - Sameh SHEHATA (EGY)*

8:15-8:22 Zarfati, ITALY, FRANCE

LAPAROSCOPIC-ASSISTED ANORECTOPLASTY (LAARP) WITHOUT LIGATION OF THE RECTO-URINARY FISTULA FOR ANORECTAL MALFORMATIONS: 18 YEARS OF MINIMALLY INVASIVE EXPERIENCE FROM A TERTIARY CENTER.

LO21

8:22-8:29 Gusev, RUSSIA

ENDOSCOPIC REMOVAL OF HAMARTOMATIC POLYPS OF THE SMALL INTESTINE.

LO23

8:29-8:36 Zarfati, ITALY, FRANCE

LAPAROSCOPIC "TOUSSEN" FUNDOPLICATION FOR GERD IN PEDIATRIC PATIENTS WITH NEUROLOGICAL IMPAIRMENT: RESULTS OF AN UNDESCRIBED TECHNIQUE.

LO35

8:36-8:43 Escolino, ITALY

INDOCYANINE GREEN (ICG) FLUORESCENT CHOLANGIOGRAPHY: THE NEW STANDARD OF CARE TO PERFORM LAPAROSCOPIC CHOLECYSTECTOMY IN PEDIATRIC POPULATION. A COMPARATIVE STUDY WITH CONVENTIONAL LAPAROSCOPIC PROCEDURE.

LO47

8:43-8:48 Singer, AUSTRIA

CARDIORESPIRATORY PERFORMANCE CAPACITY AND PULMONARY MICROBIOME IN PATIENTS FOLLOWING SURGICAL REPAIR OF ESOPHAGEAL ATRESIA.

S054**8:48-8:53** Agrawal, INDIA

RETROSPECTIVE ANALYSIS OF PATIENTS OF ANORECTAL MALFORMATIONS (ARMs) WHO UNDERWENT LAPAROSCOPIC-ASSISTED ANORECTOPLASTY (LAARP).

S066**8:53-8:58** Rück, AUSTRIA

LESS IS MORE: DEVIATING FROM THE STANDARD APPROACH AFTER MINIMALLY INVASIVE REPAIR OF AN UPSIDE-DOWN STOMACH IN A 6-YEAR-OLD CHILD - A CASE REPORT ON LAPAROSCOPIC REDO REPAIR.

S0164★ **9:00-9:46****SESSION 2 - UROLOGY I****CHAIRS:** *Maria ESCOLINO (IT) - Philipp SZAVAY (CH)***9:00-9:07** Alhazmi, SAUDI ARABIA

PNEUMOVESICOSCOPIC DIVERTICULECTOMY WITH URETERAL REIMPLANTATION: INSIGHTS FROM A FIVE-PATIENT CASE SERIES.

LO58**9:07-9:14** Lachkar, FRANCE

RETROPERITONEAL ROBOT-ASSISTED LAPAROSCOPIC PYELOPLASTY (RALP) IN CHILDREN <10 KG: PRELIMINARY RESULTS.

LO150**9:14-9:19** Coppola, ITALY

INDOCYANINE GREEN (ICG)-GUIDED LYMPHATIC SPARING LAPAROSCOPIC VARICOCELECTOMY IN CHILDREN AND ADOLESCENTS. IS INTRATESTICULAR INJECTION OF THE DYE SAFE? A MID-TERM FOLLOW-UP STUDY.

S045**9:19-9:24** Alhazmi, SAUDI ARABIA

PNEUMOVESICOSCOPIC SUBCAPSULAR BLADDER DIVERTICULECTOMY: A VIDEO PRESENTATION.

S059**9:24-9:29** Mele, ITALY

CURRENT STATUS OF INITIAL SURGICAL TREATMENT OF PRIMARY OBSTRUCTIVE MEGAURETER (POM): RESULTS OF A MULTICENTER NATIONWIDE SURVEY ON 171 PATIENTS.

S0123

9:29-9:36 Chandrasekharam, INDIA
 TRANSVESICOSCOPIC URETERIC REIMPLANTATION FOR VESICoureTERIC REFLUX IN CHILDREN- LESSONS LEARNT FROM 500 URETERS.

LO124

9:36-9:41 Wajszczuk, POLAND
 ANALYSIS OF SWL TREATMENT OF RENAL CALCULI IN CHILDREN UNDER 3 YEARS OF AGE.

SO70

9:41-9:46 Załęska-Oracka, POLAND
 NON-KERATINIZING SQUAMOUS METAPLASIA OF THE URINARY BLADDER IN CHILDREN – OWN EXPERIENCE.

SO78

★ **9:46-10:15**

KEYNOTE LECTURE I: “Mitrofanoff Procedure: Evolution from Laparoscopy to Robotics”

SPEAKER: *Alaa EL GHONEIMI (FRA)*

INTRODUCTION: *Arnaud BONNARD (FRA)*

★ **10:15-11:00**

SESSION 3 - THORAX I

CHAIRS: *Fabio CHIARENZA (IT) - Dariusz PATKOWSKI (POL)*

10:15-10:22 Conighi, ITALY
 MAGNETIC COMPRESSION ANASTOMOSIS IN LONG GAP ESOPHAGEAL ATRESIA: IS THAT A REAL ADVANTAGE? FIRST HISTOLOGIC RESULTS IN SEVERE STENOSIS.

LO103

10:22-10:29 Celtik, TURKEY
 THE EFFICACY AND EFFICIENCY OF THORACOSCOPIC STAGED REPAIR OF ESOPHAGEAL ATRESIA WITH INTERNAL TRACTION IN PRESENCE OF ANASTOMOTIC TENSION.

LO159

10:29-10:36 Panait, FRANCE
 USE OF A VASCULAR CLAMP TO FACILITATE THORACOSCOPIC DIAPHRAGMATIC PPLICATION IN CHILDREN.

LO180

10:36-10:41 van Stigt, NETHERLANDS
 OUTCOME OF RECURRENT TRACHEOESOPHAGEAL FISTULA TREATMENT AFTER ESOPHAGEAL ATRESIA REPAIR.

SO179

10:41-10:46 van Stigt, NETHERLANDS

SURGICAL OR ENDOTRACHEAL TREATMENT OF RECURRENT TRACHEOESOPHAGEAL FISTULA: A SYSTEMATIC REVIEW.

SO181

10:46-10:51 Borselle, POLAND

25TH-YEAR OF EXPERIENCE WITH THORACOSCOPIC APPROACH FOR ESOPHAGEAL ATRESIA WITH TRACHEOESOPHAGEAL FISTULA – RESULTS, EVOLUTION AND IMPACT OF THE TECHNIQUE.

SO273

10:51-10:56 Di Fabrizio, FRANCE

ESOPHAGEAL ATRESIA WITH MULTIPLE COMPLICATIONS: REPEATED THORACOSCOPY AND PRESERVATION OF THE NATIVE ESOPHAGUS IS FEASIBLE.

SO8

10:56-11:01 Muensterer, GERMANY

USE OF BARBED SUTURES FOR CONGENITAL DIAPHRAGMATIC HERNIA REPAIR.

SO19

★ **11:00-11:30**

COFFEE BREAK

★ **11:30-12:05**

SESSION 4 - VIDEO I

CHAIRS: *Vincenzo DI BENEDETTO (IT) – Munther HADDAD (UK)*

11:30-11:37 Chiarenza, ITALY

LAPAROSCOPIC TREATMENT OF SPLENIC CYSTS.

5' video + 2' discussion

11:37-11:44 de Agustin, SPAIN

FETAL AND LAPAROSCOPIC TREATMENT OF A GIGANTIC CONGENITAL HEPATIC CYST IN A 1-KG BABY.

5' video + 2' discussion

11:44-11:51 Till, AUSTRIA

ICG GUIDED RESECTION OF PHEOCHROMOCYTOMA IN A GIRL WITH HIPPEL-LINDAU DISEASE.

5' video + 2' discussion

11:51-11:58 Escolino, ITALY

ROBOTIC-ASSISTED SURGERY USING ICG-NIRF FOR PEDIATRIC ADNEXAL MASSES.

5' video + 2' discussion

11:58-12:05 Escolino, ITALY

ROBOT-ASSISTED DISMEMBERED EXTRAVESICAL URETERAL REIMPLANTATION FOR ECTOPIC MEGAURETER ENDING INTO VAGINA.

5' video + 2' discussion

★ **12:05-12:30**

ESPES PRESIDENTIAL ADDRESS: *Juan C. DE AGUSTIN (ESP)*
INTRODUCTION: *Sameh SHEHATA (EGY)*

★ **12:30-13:15**

PANEL I: *"Different Laparoscopic Approaches for Congenital Inguinal Hernia"*
PANELISTS: *Dariusz PATKOWSKI (POL), Paul PHILIPPE (LUX), Sameh SHEHATA (EGY)*

★ **13:15-14:15**

LUNCH - MEET THE EXPERT LUNCH

★ **14:15-15:15**

SESSION 5 - UROLOGY II
CHAIRS: *Alaa EL GHONEIMI (FRA) - Adam HALINSKI (POL)*

14:15-14:22 Grosman, FRANCE

RETROPERITONEAL VERSUS TRANSPERITONEAL ROBOTIC-ASSISTED LAPAROSCOPIC NEPHRON SPARING SURGERY FOR RENAL TUMOR IN CHILDREN. A MULTICENTER STUDY.

LO74

14:22-14:29 Lachkar, FRANCE

ROBOT-ASSISTED LAPAROSCOPIC AUGMENTATION ILEOCYSTOPLASTY IN CHILDREN: PRELIMINARY RESULTS.

LO149

14:29-14:36 Bosisio, ITALY

COMPARISON OF TWO DIFFERENT ENDOSCOPIC TREATMENTS OF URETEROCELE: A SINGLE CENTER RETROSPECTIVE STUDY.

LO174

14:36-14:43 Ghidini, FRANCE

PRELIMINARY EXPERIENCE WITH ROBOT-ASSISTED CONTINENT URINARY DIVERSION IN PAEDIATRIC PATIENTS.

LO188**14:43-14:48** Pérez-Bertólez, SPAIN

WHAT IS THE PROGNOSIS FOR CHILDREN WITH HORSESHOE KIDNEYS WHO UNDERGO LAPAROSCOPIC TREATMENT FOR EXTRINSIC URETEROPELVIC JUNCTION OBSTRUCTION?

SO5**14:48-14:53** Parente, SPAIN

TRANSURETHRAL NEO-ORIFICE (TUNO) FOR ECTOPIC OBSTRUCTIVE MEGAURETER WITH PRESERVED FUNCTION IN INFANTS.

SO72**14:53-14:58** Chiodi, ITALY

VALIDATION OF A THREE-DIMENSIONALLY PRINTED SIMULATOR FOR TRAINING IN ENDOSCOPIC INJECTION OF BULKING AGENT FOR VESICoureTERAL REFLUX.

SO44**14:58-15:03** Dereli, TURKEY

INGUINAL HERNIA MAY HIDE THE DIAGNOSIS OF A SIMULTANEOUS RARE TYPE OF FEMORAL HERNIA: LAPAROSCOPIC REPAIR OF LAUGIER HERNI.

SO62**15:03-15:08** Bucci, ITALY

LAPAROSCOPIC UPJ PSOAS HITCH: A SIMPLE AND EFFECTIVE SOLUTION IN RARE DIFFICULT CASES OF EXTRINSIC UPJ OBSTRUCTION: OUR EXPERIENCE.

SO170**15:08-15:15** Parente, SPAIN

ROBOT-ASSISTED LAPAROSCOPIC NEPHRECTOMY FOR AN INFANT WITH A GIANT HYDRONEPHROSIS OF A HORSESHOE KIDNEY.

LO71**★ 15:15-16:05****SESSION 6 - ROBOTICS AND INNOVATION I****CHAIRS:** *Ciro ESPOSITO (IT) – John MEEHAN (USA)***15:15-15:22** S Kumaravel, INDIA

SAFETY AND UTILITY OF ROBOTIC PYELOPLASTY IN SMALL CHILDREN (UNDER 15KG).

LO155**15:22-15:27** Zahradnikova, SLOVAKIA

THREE-DIMENSIONAL PRINTED MODEL FOR THORACOSCOPIC REPAIR OF ESOPHAGEAL ATRESIA WITH TRACHEOESOPHAGEAL FISTULA: INEXPENSIVE AND REUSABLE INANIMATE MODEL FOR MIS TRAINING.

S013

15:27-15:32 Bidault Jourdainne, FRANCE

CONTRIBUTION OF SIMULATION IN PAEDIATRIC LAPAROSCOPIC SURGERY: IMPROVING THE SPEED AND QUALITY OF LAPAROSCOPIC SUTURES WITHOUT TOUCHING THE PATIENTS.

S037

15:32-15:39 Cerulo, ITALY

VIDEO-ASSISTED ANAL FISTULA TREATMENT (VAAFT) COMBINED WITH OZONIDE OIL DRESSING: STANDARDISATION OF TECHNIQUE IN PEDIATRIC PATIENTS.

LO48

15:39-15:44 Del Conte, ITALY

ROBOTIC-ASSISTED SURGERY FOR GYNECOLOGICAL INDICATIONS IN CHILDREN AND TEENAGERS: EUROPEAN MULTICENTER REPORT.

S049

15:44-15:49 Abdellaoui, FRANCE

ROBOTIC BRONCHIAL SLEEVE LOBECTOMY IN CHILDREN: AN ALTERNATIVE TO THORACOTOMY FOR THE TREATMENT OF PROXIMAL TUMORS.

S083

15:49-15:54 Gallo, FRANCE

ROLE OF ROBOTIC SIMULATION IN PEDIATRIC SURGERY: A FRENCH NATIONAL SURVEY AND SCOPING REVIEW.

S089

15:54-15:59 Fadgyas, HUNGARY

PEDIATRIC ENDOSCOPIC PILONIDAL SINUS TREATMENT: LOCAL VS GENERAL ANAESTHESIA?

S0111

15:59-16:04 Soto Torselli, ITALY

ROBOTIC ASSISTANCE FOR ENHANCED DEXTERITY IN DEEP PELVIC SURGICAL PROCEDURES: A SINGLE CENTER EXPERIENCE.

S0162

★ **16:05-16:50**

ROUND TABLE I: "MIS in Newborns"

SPEAKERS: Juan C. DE AGUSTIN (ESP), John MEEHAN (USA), Steve ROTHENBERG (USA)

CHAIR: Sameh SHEHATA (EGY)

16:05-16:15 **CPAM and Esophageal Atresia:** Steve ROTHENBERG (USA)

16:15-16:25 **CDH and Diaphragmatic Eventration:** Juan C. de AGUSTIN (ESP)

16:25-16:35 **Duodenal Atresia and Pyloric Stenosis:** John MEEHAN (USA)

16:35-16:50 **Discussion**

★ 16:50-17:50

ANNUAL GENERAL ASSEMBLY

★ 20:00-00:00

ANNUAL COCKTAIL PARTY DINNER

SCIENTIFIC PROGRAM

Friday 20 September

Paul Kagame Auditorium

★ 8:00-8:50

SESSION 7 – GASTROINTESTINAL (GIT) II

CHAIRS: *Mark DAVENPORT (UK) - Stefan GFRÖRER (DEU)*

8:00-8:05 Bleve, ITALY

MININVASIVE MANAGEMENT OF LATE PRESENTING DUODENAL WEB.

SO77

8:05-8:10 Matos, PORTUGAL

RAT ANIMAL MODEL FOR TRAINING LAPAROSCOPIC SKILLS USEFUL IN NEONATAL GASTROINTESTINAL PERFORATION.

SO84

8:10-8:15 Maksymenko, UKRAINE

SCARLESS SIMULTANEOUS LAPAROSCOPIC TREATMENT OF COMBINED HERNIAS OF THE ABDOMINAL WALL IN CHILDREN.

SO108

8:15-8:22 Martz, FRANCE

ENHANCED RECOVERY AFTER CHOLEDOCHAL CYST EXCISION IN CHILDREN: A QUALITY IMPROVEMENT INITIATIVE.

LO109

8:22-8:27 Fadgyas, HUNGARY

SURGICAL TREATMENT OF CHILDREN WITH CROHN'S DISEASE: LAPAROTOMY VERSUS LAPAROSCOPY?

SO110

8:27-8:34 Essamoud, MOROCCO

LAPAROSCOPIC MANAGEMENT OF OMPHALOMESENTERIC CANAL PATHOLOGY IN CHILDREN.

LO130

8:34-8:41 Essamoud, MOROCCO

LAPAROSCOPIC TREATMENT OF RECTAL PROLAPSE IN CHILDREN: CHALLENGES IN A DEVELOPING COUNTRY HOSPITAL.

LO131**8:41-8:48** Zhezhera, UKRAINE

LAPAROSCOPIC EXPERIENCE IN PEDIATRIC CHOLEDOCHAL CYST MANAGEMENT: ROUX-EN-Y JEJUNOJEJUNOSTOMY OUTCOMES - 5 YEARS' EXPERIENCE FROM NATIONAL CHILDREN'S SPECIALIZED HOSPITAL OKHMATDYT IN KYIV, UKRAINE.

LO142★ **8:50-9:30****SESSION 8 – UROLOGY III****CHAIRS:** *Paolo CAIONE (IT) - Manuel LOPEZ (ESP)***8:50-8:55** Halinski, POLAND

QUADRATUS LUMBORUM BLOCK IN ESWL - NOVEL PERIOPERATIVE PAIN MANAGEMENT STRATEGY IN CHILDREN POPULATION – PROSPECTIVE STUDY.

SO272**8:55-9:00** Dereli, TURKEY

DOES DIAGNOSTIC RETROGRADE PYELOGRAPHY AND FOLLOW-UP WITH JJ PLACEMENT IN URETEROPELVIC JUNCTION OBSTRUCTION AFFECT THE DECISION MAKING PROCESS OF PYELOPLASTY?

SO31**9:00-9:05** Nascimben, ITALY

ENDOSCOPIC INJECTION VS SURGERY FOR MODERATE AND HIGH GRADE VESICO-URETERAL REFLUX IN CHILDREN: A COST-EFFECTIVENESS INTERNATIONAL STUDY.

SO32**9:05-9:10** Bidault Jourdainne, FRANCE

APPLICATION AND SAFETY OF SHEHATA TECHNIQUE FOR INTRA-ABDOMINAL TESTES IN PERSISTENT MÜLLERIAN DUCTS SYNDROME: VIDEO OF TECHNIQUE AND LONG TERM RESULTS

SO38**9:10-9:15** Bleve, ITALY

MININVASIVE (LAPAROSCOPIC-ENDOSCOPIC) RESECTION OF GIANT CONGENITAL BLADDER DIVERTICULUM WITH URETERAL REIMPLANTATION.

SO76**9:15-9:20** Ortiz, SPAIN

ENDOSCOPIC BALLOON DILATION OF PRIMARY OBSTRUCTIVE MEGAURETER WITH ASSOCIATED PARAURETERAL DIVERTICULUM.

SO85

9:20-9:25 Arnaud, FRANCE

ROBOTIC-ASSISTED LAPAROSCOPIC REPAIR OF BILATERAL SINGLE SYSTEM ECTOPIC URETERS WITH TRIGONAL AGENESIS IN A GIRL, A FEASIBLE SURGICAL CHALLENGE.

SO249

9:25-9:30 Pérez-Bertoléz, SPAIN

PNEUMOVESICOSCOPIC DIVERTICULECTOMY IN SYMPTOMATIC CHILD.

SO6

★ **9:30-10:15**

PANEL II: "MIS in Oncology"

PANELISTS: *Vincenzo DI BENEDETTO (IT), Sabine IRTAN (FRA), Holger TILL (AUT)*

★ **10:15-10:45**

KEYNOTE LECTURE II: "New Steps, Once More: History of Pediatric Minimally Invasive Surgery"

SPEAKER: *Francois BECMEUR (FRA)*

INTRODUCTION: *Ciro ESPOSITO (IT)*

★ **10:45-11:00**

ASENSUS SURGICAL SPONSORED LECTURE

"Transforming Pediatric Surgery: The Future of Robotics in Child Healthcare"

SPEAKER: *Holger TILL (AUT)*

★ **11:00-11:30**

COFFEE BREAK

★ **11:30-12:10**

SESSION 9 – ROBOTICS AND INNOVATION II

CHAIRS: *Jozef BABALA (SK) - Mario MENDOZA-SAGAON (CH)*

11:30-11:35 Bousquet, FRANCE

ROBOT-ASSISTED THORACIC SURGERY FOR BRONCHOGENIC CYST RESECTION: EXPERIENCE IN A PEDIATRIC POPULATION.

SO221

11:35-11:40 Eduje, ITALY

EVALUATION OF THE LEARNING CURVE IN THORACOSCOPIC ESOPHAGEAL ATRESIA CORRECTION ON A VALIDATED SIMULATOR.

SO229

11:40-11:45 Di Mitri, ITALY

INTRAOPERATIVE ULTRASOUND IN MINIMALLY INVASIVE LAPAROSCOPIC AND ROBOTIC PEDIATRIC SURGERY: OUR EXPERIENCES AND LITERATURE REVIEW.

SO233

11:45-11:52 Bleve, ITALY

EFFICACY AND SAFETY OF TRANSARTERIAL EMBOLIZATION IN BLUNT TRAUMA IN CHILDREN: 7-YEAR OF EXPERIENCES.

LO244

11:52-11:57 Allasia, SWITZERLAND

COMBINED PORCINE-AVIAN MODEL: A NOVEL ANIMAL TISSUE MODEL FOR SIMULATING RETROPERITONEOSCOPIC PYELOPLASTY IN CHILDREN.

SO256

11:57-12:04 Nasher, USA

ROBOTIC-ASSISTED MEDIAN ARCUATE LIGAMENT RELEASE IN CHILDREN: A SINGLE INSTITUTION EXPERIENCE.

LO279

12:04-12:09 Montalva, FRANCE

ENDOSCOPIC VACUUM THERAPY FOR ESOPHAGEAL PERFORATIONS – A NON-SURGICAL ALTERNATIVE FOR YOUR WORST NIGHTMARE.

SO107

★ **12:10-12:55**

SESSION 10 – VIDEO II

CHAIRS: *Isabela DRAGHICI (ROM) - Henri STEYAERT (BEL)*

12:10-12:17 Patkowski, POLAND

DUODENAL LAPAROSCOPIC ANASTOMOSIS – HOW TO MAKE IT SIMPLE?

5' video + 2' discussion

12:17-12:24 Rothenberg, USA

LAPAROSCOPIC RELEASE OF MEDIAN ARCUATE LIGAMENT FOR MEDIAN ARCUATE LIGAMENT SYNDROME.

5' video + 2' discussion

12:24-12:31 Rothenberg, USA
LAPAROSCOPIC PYLOROMYOTOMY.
5' video + 2' discussion

12:31-12:38 Shehata, EGYPT
SHEHATA TECHNIQUE FOR INTRA-ABDOMINAL TESTIS.
5' video + 2' discussion

12:38-12:45 Bonnard, FRANCE
ROBOTIC-ASSISTED DOUBLE AORTIC ARCH ANOMALIES.
5' video + 2' discussion

12:45-12:52 Bonnard, FRANCE
BRONCHOGENIC CYST AT THE CARINA.....FROM THE LEFT OR THE RIGHT SIDE?
5' video + 2' discussion

★ **12:55-13:40**

SESSION 11 – MISCELLANEOUS

CHAIRS: *Alexey Andreevich GUSEV (RUS) - Philippe MONTUPET (FRA)*

12:55-13:00 Di Mento, ITALY
“INCIDENTALOMA” AS OCCASIONAL FINDING DURING LAPAROSCOPIC SURGERY: HOW
LAPAROSCOPY CAN MAKE THE DIFFERENCE!
SO51

13:00-13:07 Cerulo, ITALY
PEDIATRIC ENDOSCOPIC PILONIDAL SINUS TREATMENT (PEPSIT) IS THE NEW STANDARD OF
CARE OF PILONIDAL SINUS DISEASE (PSD) IN CHILDREN AND ADOLESCENTS. A
RETROSPECTIVE STUDY OF LONG-TERM SURGICAL OUTCOMES ON 556 PATIENTS.
LO88

13:07-13:14 Pathak, INDIA
DETERMINATION OF THE EFFECT OF REMOTE ISCHEMIC CONDITIONING ON INTESTINAL
ISCHEMIC REPERFUSION INJURY: AN EXPERIMENTAL STUDY.
LO114

13:14-13:21 Pereyaslov, UKRAINE
LAPAROSCOPIC TREATMENT OF INGUINAL HERNIA IN NEWBORNS.
LO10

13:21-13:26 Erginel, TURKEY
COMPARISON OF ENDOSCOPIC AND FLAP METHODS IN CHILDREN WITH SACROCOCCYGEAL
PILONIDAL SINUS.

SO116**13:26-13:31** Shehata, EGYPT

UNVEILING THE LONG-TERM OUTCOMES OF THE SHEHATA TECHNIQUE FOR INTRA-ABDOMINAL TESTIS: INSIGHTS FROM 500 CASES.

SO278**13:31-13:36** Wróbel, POLAND

INGUINAL HERNIA REPAIR IN CHILDREN PERFORMED WITH PERCUTANEOUS INTERNAL RING SUTURING (PIRS) - 15 YEARS OF EXPERIENCE.

SO219★ **13:40-14:30****LUNCH - MEET THE EXPERT LUNCH**★ **14:30-15:15****SESSION 12 – THORAX II****CHAIRS:** *Maud LINDEBOOM (NL) - Steve ROTHENBERG (USA)***14:30-14:35** Singer, AUSTRIA

VOLATILE ORGANIC COMPOUNDS, BACTERIAL AIRWAY MICROBIOME, SPIROMETRY AND EXERCISE PERFORMANCE OF PATIENTS AFTER SURGICAL REPAIR OF CONGENITAL DIAPHRAGMATIC HERNIA.

SO55**14:35-14:40** Conighi, ITALY

DIAGNOSIS OF PRIMARY SPONTANEOUS PNEUMOTHORAX IN ADOLESCENTS: IS CT SCAN BETTER THAN CHEST X-RAY?

SO102**14:40-14:45** Sosnova, RUSSIA

THORACOSCOPIC ACCESS IN THE TREATMENT OF SEVERE ARRHYTHMIAS IN CHILDREN.

SO105**14:45-14:50** Steiner, GERMANY

LIFE-SAVING POTENTIAL OF ENDOSCOPIC SURGERY IN CHILDREN WITH PULMONARY ASPERGILLOMA.

SO125**14:50-14:55** Chacon, UNITED KINGDOM

ENHANCING THORACOSCOPIC OESOPHAGEAL ATRESIA REPAIR SKILLS THROUGH 3D-PRINTED SIMULATION.

SO160**14:55-15:00** Biró, HUNGARY

STEPS TO DEVELOP A PAEDIATRIC THORACIC MINIMALLY INVASIVE SURGICAL PROGRAM IN CENTRAL EUROPEAN COUNTRY: WAY TO THE FIRST TWO LOBECTOMIES.

SO161**15:00-15:05** Bostanci, TURKEY

COMPARISON OF THE SURGICAL TECHNIQUES IN THORACOSCOPIC REPAIR OF CONGENITAL DIAPHRAGMATIC HERNIA.

SO175**15:05-15:10** Bostanci, TURKEY

MINIMALLY INVASIVE SURGERY FOR CONGENITAL LUNG MALFORMATIONS: EARLY EXPERIENCES.

SO176**15:10-15:15** Peeters, LUXEMBOURG

A RARE ANATOMICAL VARIATION AND ITS SURGICAL IMPLICATIONS: COMPLETE TRANSVERSE FISSURE IN A LEFT LUNG (TRILobar LEFT LUNG WITH RIGHT ISOMERISM).

SO141★ **15:15-16:00****ROUND TABLE II: "Enhancing Precision in Pediatric Surgery: The Role of Indocyanine Green (ICG) in Minimally Invasive Techniques"****SPEAKERS:** Fabio CHIARENZA (IT), Ciro ESPOSITO (IT), Kirtikumar RATHOD (IND)**CHAIRS:** Juan C. de Agustin (ESP), Maurizio Cheli (IT)15:15-15:25 **Indications of ICG Guided Surgery in MIS and Open Surgery:** Ciro ESPOSITO (IT)15:25-15:35 **ICG Fluorescence Technology in Gastrointestinal Surgery and Urology:** Fabio CHIARENZA (IT)15:35-15:45 **ICG Fluorescence in Pediatric Hepatobiliary Surgery:** Kirtikumar RATHOD (IND)15:45-16:00 **Discussion**★ **16:00-16:47****SESSION 13 – GASTROINTESTINAL (GIT) III****CHAIRS:** Oliver MUENSTERER (DEU) – Paul PHILIPPE (LUX)**16:00-16:05** de Agustin, SPAIN

SINGLE-PORT COMPARED WITH CONVENTIONAL THREE-PORT LAPAROSCOPIC APPENDECTOMY FOR CHILDREN WITH ACUTE UNCOMPLICATED APPENDICITIS: A SINGLE-CENTER RETROSPECTIVE STUDY.

SO165

16:05-16:10 Ergun, TURKEY

LAPAROSCOPIC MANAGEMENT OF CHOLEDOCHOLITHIASIS COMPLICATED WITH CHOLANGITIS IN A SIX-MONTH-OLD PREMATURE INFANT.

SO191

16:10-16:17 Spampinato, ITALY

HOW CAN A SURGEON CHOOSE PREOPERATIVELY THE MOST APPROPRIATE ANTIBIOTIC PROPHYLAXIS VS THERAPY IN PEDIATRIC ACUTE APPENDICITIS?

LO203

16:17-16:22 Meye, FRANCE

ROBOTIC-ASSISTED LAPAROSCOPIC CHOLECYSTECTOMY IN CHILDREN WITH SICKLE CELL DISEASE.

SO216

16:22-16:27 Dotlačil, CZECH REPUBLIC

LAPAROSCOPICALLY ASSISTED KONO-S ANASTOMOSIS IN CROHN'S DISEASE: INITIAL EXPERIENCE IN PEDIATRIC PATIENTS.

SO4

16:27-16:32 Upadhyaya, INDIA

IS APPENDECTOMY IS STILL ESSENTIAL DURING THE CORRECTION OF MALROTATION OF THE MIDGUT A LONG-TERM RANDOMIZED SINGLE-INSTITUTION STUDY.

SO16

16:32-16:37 Giovanni Parente, ITALY

ENDOSCOPIC CLOSURE OF PERSISTENT GASTROGASTROENTERIC FISTULA.

SO75

16:37-16:42 Thamri, TUNISIA

PEDIATRIC MECKEL'S DIVERTICULUM: WHAT IS THE BEST SURGICAL APPROACH?

SO92

16:42-16:47 Montalva, FRANCE

ENHANCED RECOVERY AFTER SURGERY (ERAS) FOR LAPAROSCOPIC RESECTION OF GASTRO-INTESTINAL DUPLICATIONS: A MONOCENTRIC COMPARATIVE STUDY.

SO106

★ 16:47-17:25

SESSION 14 – ONCOLOGY

CHAIRS: *Zafer DOKUMCU (TUR) – Christian PIOLAT (FRA)*

16:47-16:54 Dagnano, FRANCE

INTRODUCTION OF 3D MODELING AND PERIPHERAL NERVE TRACTOGRAPHY IN THE MANAGEMENT OF PELVIC TUMORS.

LO134

16:54-16:59 Martinez, RUSSIA

LAPAROSCOPIC OVARY-SPARING SURGERY USING A TISSUE SEALER IN PEDIATRIC PATIENTS.

SO137

16:59-17:04 Dokumcu, TURKEY

THORACOSCOPIC TOTAL EXCISION OF A BRONCHIAL CARCINOID TUMOR.

SO205

17:04-17:09 Azili, TURKEY

IS MINIMALLY INVASIVE SURGERY FOR PEDIATRIC ADRENAL TUMOUR BECOMING INCREASINGLY IMPORTANT IN SURGICAL PRACTICE?

SO226

17:09-17:14 Soares-Aquino, PORTUGAL

BLADDER TUMOR IN PEDIATRIC AGE: A RARE FINDING.

SO236

17:14-17:19 Dagnano, FRANCE

RETROPERITONEAL ROBOT-ASSISTED APPROACH FOR PEDIATRIC ADRENAL NEUROBLASTOMAS.

SO239

17:19-17:24 Guanà, ITALY

OVARIAN SPARING SURGERY IN NOT-SPONTANEOUS PEDIATRIC AND ADOLESCENT OVARIAN TORSION. TEN-YEARS MONOCENTRIC EXPERIENCE.

SO246

★ 17:25-17:40

AWARDS “BEST PAPERS PRESENTATION”

CHAIRS: *Isabela DRAGHICI (ROM) - Maria ESCOLINO (IT)*

★ 17:40-17:50

20

SEPT 2024

14th ESPES ANNUAL MEETING

PRESENTATION OF ESPES ANNUAL MEETING 2025

Aggelos MARANTOS (GR)

★ 17:50-18:00

CLOSING REMARKS

Arnaud BONNARD (FRA) - Philippe MONTUPET (FRA)

PARALLEL SESSIONS

Thursday 19 September

Léon Hirsch Auditorium

★ 09:00-09:35

POSTER SESSION 1

CHAIRS: *Radoica JOKIC (SER) – Alberto PARENTE (ESP)*

09:00-09:03

P91, Thamri, TUNISIA

SHOULD WE PERFORM INGUINAL OR LAPAROSCOPIC EXPLORATION FOR NONPALPABLE TESTES? CLINICAL RESULTS AND LITERATURE REVIEW.

09:03-09:06

P113, Lamloum, TUNISIA

WHAT IS THE BEST LAPAROSCOPIC TREATMENT MODALITY FOR NON-PALPABLE TESTES? A LITERATURE REVIEW AND CLINICAL RESULTS.

09:06-09:09

P121, Floramo, ITALY

DISMEMBERED PYELOPLASTY FOR URETEROPELVIC JUNCTION OBSTRUCTION: EXPERIENCE WITH DIFFERENT APPROACH.

09:09-09:12

P135, Gusev, RUSSIA

RESULTS OF KIDNEY DRAINAGE DURING LAPAROSCOPIC PYELOPLASTY IN CHILDREN USING PUNCTURE PYELOSTOMY.

09:12-09:15

P151, Soares-Aquino, PORTUGAL

SPLENOGONADAL FUSION: A RARE CASE OF INTRA-ABDOMINAL TESTIS.

09:15-09:18

P152, González Cayón, SPAIN

PNEUMATIC DILATATION OF RENAL INFUNDIBULODIBULO-PELVIC STENOSIS: UNLOCKING NEW POSSIBILITIES.

09:18-09:21

P166, Kumaravel S, INDIA

MINIMAL ACCESS TENKOFF CATHETER INSERTION IN CHILDREN FOR LONG TERM CONTINUOUS AMBULATORY PERITONEAL DIALYSIS.

09:21-09:24

P194, Dogar, PAKISTAN

LAPAROSCOPIC DISMEMBERED PYELOPLASTY IN INCOMPLETE DUPLEX SYSTEM WITH LOWER POLE PUJO: A CASE REPORT AND LITERATURE REVIEW.

09:24-09:27

P209, Houas, TUNISIA

LAPAROSCOPIC PERITONEAL DIALYSIS CATHETER PLACEMENT: A TWO-PORT SIMPLIFIED TECHNIQUE.

09:27-09:30

P212, Houas, TUNISIA

LAPAROSCOPIC TREATMENT OF TWO GIANTS PARATUBAL CYSTS.

09:30-09:33

P228, Basma, TUNISIA

BALLOON DILATATION IN THE MANAGEMENT OF SECONDARY URETERO-PELVIC JUNCTION OBSTRUCTION: A SINGLE CENTER EXPERIENCE.

★ **10:15-10:55**

POSTER SESSION 2

CHAIRS: *Sonia PEREZ BERTOLEZ (ESP) – Bogdan SAVU (ROM)*

10:15-10:18

P232, Basma, TUNISIA

SURGICAL TREATMENT OF VARICOCELE IN CHILDREN: BENEFITS OF LAPAROSCOPIC APPROACH.

10:18-10:21

P238, Ergun, TURKEY

ENDOSCOPIC COAGULATION ELECTRODE INTRODUCED VIA CYSTOSCOPE MAY PROVIDE ADDITIONAL TROCAR INSERTION IN LAPAROSCOPIC PIRS METHOD AND THERMOCOAGULATION OF INGUINAL RING IN CHILDREN.

10:21-10:24

P257, Ergun, TURKEY

THE IMPORTANCE OF THE ARTERIA EPIGASTRICA IN LAPAROSCOPIC INGUINAL HERNIA REPAIR.

10:24-10:27

P267, Halinski, POLAND

URETERORENOSCOPY-LITHOTRYPHY (URS-L) IN CHILDREN. MULTIPARAMETRIC STUDY.

10:27-10:30

P90, Thamri, TUNISIA

RISK FACTORS FOR RECURRENT URETEROPELVIC JUNCTION OBSTRUCTION AFTER PEDIATRIC LAPAROSCOPIC PYELOPLASTY: A SYSTEMATIC REVIEW AND META-ANALYSIS.

10:30-10:33

P3, Pogorelić, CROATIA

THE SAFETY AND EFFECTIVENESS OF SINGLE-STAGE, VESSEL-PRESERVING, LAPAROSCOPIC ORCHIOPEXY FOR INTRA-ABDOMINAL TESTES IN PEDIATRIC PATIENTS: A 10-YEAR SINGLE CENTRE EXPERIENCE.

10:33-10:36

P271, Macchia, ITALY

BOWEL AND BLADDER DYSFUNCTION: DESCRIPTION AND PRESENTATION OF ENDOSCOPIC ASPECTS OF RELATED PATHOLOGIES.

10:36-10:39

P56, Singer, AUSTRIA

ACUTE APPENDICITIS MANIFESTS AS TWO MICROBIOME STATE TYPES WITH ORAL PATHOGENS INFLUENCING SEVERITY.

10:39-10:42

P57, Ellul, MALTA

MESENTERIC CYSTS – AN UNCOMMON CHALLENGING DIAGNOSIS.

10:42-10:45

P68, Agrawal, INDIA

LAPAROSCOPIC FUNDOPLICATION IN SMALL INFANTS WITH HIGH-GRADE GASTROESOPHAGEAL REFLUX (GER).

10:45-10:48

P73, Giovanni Parente, ITALY

A NEW ENDOSCOPIC DEVICE TO MANAGE ACUTE GASTROINTESTINAL BLEEDING IN CHILDREN.

10:48-10:51

P100, Aziza, TUNISIA

LAPAROSCOPIC TREATMENT OF A HUGE CYSTIC LYMPHANGIOMA.

★ **14:15-14:45**

POSTER SESSION 3

CHAIRS: *Kirtikumar RATHOD (IND) – Maria Grazia SCUDERI (IT)*

14:15-14:18

P156, Zugayar, ISRAEL

LAPAROSCOPIC CHOLEDOCHAL CYST RESECTION - SINGLE SURGEON EXPERIENCE.

14:18-14:21

P157, Saxena, INDIA

ROLE OF INDOCYANINE GREEN (ICG) IN THE MANAGEMENT OF CHOLEDOCHAL CYST IN PEDIATRIC PATIENTS: OUR INITIAL EXPERIENCE.

14:21-14:24

P163, Bostanci, TURKEY

LAPAROSCOPIC RESECTION OF CHOLEDOCHAL CYSTS AND HEPATICOJEJUNOSTOMY IN CHILDREN: OUR INITIAL EXPERIENCE.

14:24-14:27

P182, Bostanci, TURKEY

LAPAROSCOPIC TRANSANAL ENDORECTAL PULL-THROUGH TECHNIQUE FOR RECTOSIGMOID HIRSCHSPRUNG'S DISEASE: SHORT-TERM RESULTS.

14:27-14:30

P189, Ergun, TURKEY

FLEXIBLE ENDOSCOPY GUIDED TRANSGASTRIC ABSCESS DRAINAGE: A CASE REPORT.

14:30-14:33

P220, Sosso, ITALY

ROLE OF MINIMALLY INVASIVE SURGERY ON THE TREATMENT OF COMPLICATED APPENDECTOMY: APPROACHES IN COMPARISON. A 5 YEARS SINGLE CENTER EXPERIENCE.

14:33-14:36

P235, D'Antonio, ITALY

BUTTON BATTERY AND CAUSTIC INGESTION: PRELIMINARY EXPERIENCE OF A NEW THERAPEUTIC PROTOCOL TO REDUCE SHORT AND LONG TERM COMPLICATIONS.

14:36-14:39

P9, Pereyaslov, UKRAINE

LAPAROSCOPIC TREATMENT OF ADHESIVE SMALL BOWEL OBSTRUCTION IN CHILDREN.

14:39-14:42

P28, Gusev, RUSSIA

SURGICAL TREATMENT OF PORTAL HYPERTENSION IN CHILDREN.

14:42-14:45

P29, Ramirez, SPAIN

APPENDECTOMY USING MINIMALLY INVASIVE SURGERY: CONVENTIONAL LAPAROSCOPY VERSUS VIDEO-ASSISTED APPROACH.

★ 15:00-15:35

POSTER SESSION 4

CHAIRS: Helena REUSENS (BEL) – Hubert LARDY (FRA)

15:00-15:03

P36, Erginel, TURKEY

CAN SERUM SOLUBLE UROKINASE PLASMINOGEN ACTIVATOR RECEPTOR BE AN EFFECTIVE BIOMARKER IN COMPARING INFLAMMATORY RESPONSE BETWEEN LAPAROSCOPIC OR OPEN APPENDECTOMY?

15:03-15:06

P40, Baziki, TURKEY

THE ROLE OF INFRARED THERMAL IMAGING IN THE DIAGNOSIS OF PEDIATRIC APANDICITIS.

15:06-15:09

P99, Thamri, TUNISIA

IS THE LAPAROSCOPY CONTRIBUTING TO THE DIAGNOSIS OF PERITONEAL TUBERCULOSIS?

15:09-15:12

P115, Tander, TURKEY

ATTENTION: MASS IN THE RIGHT UPPER QUADRANT.

15:12-15:15

P138, Gupta, INDIA

LAPAROSCOPIC SPLENECTOMY IN RECURRENT NON PARASITIC SPLENIC CYST.

15:15-15:18

P145, Slavković, SERBIA

INTERCOSTAL PERCUTANEOUS ENDOSCOPIC GASTROSTOMY PLACEMENT: A VIABLE OPTION FOR PAEDIATRIC PATIENTS WITH GASTRIC DISPLACEMENT.

15:18-15:21

P147, Bostanci, TURKEY

LAPAROSCOPIC-ASSISTED SIGMOID RESECTION IN CHILDREN WITH INTRACTABLE IDIOPATHIC CONSTIPATION AND DOLICOCOLON.

15:21-15:24

P171, Rae, UNITED KINGDOM

SCALING DOWN LAPAROSCOPIC APPENDICECTOMY IN CHILDREN.

15:24-15:27

P193, Vig, INDIA

LAPAROSCOPIC KASAI PORTOENTEROSTOMY – OUR EXPERIENCE AT A TERTIARY CARE INSTITUTION.

15:27-15:30

P201, Smaoui, TUNISIA

LAPAROSCOPIC TREATMENT OF HYDATID CYST OF THE LIVER: CLINICAL AND THERAPEUTICAL CONSIDERATIONS.

15:30-15:33

P204, Basma, TUNISIA

POST-TRAUMATIC HEMATOMA OF THE CECUM AS A DIAGNOSIS ERROR.

★ 15:40-16:15

POSTER SESSION 5

CHAIRS: *Daya Ram ASHOK (UK) – Francesco FASCETTI LEON (IT)*

15:40-15:43

P207, Basma, TUNISIA

INCIDENTAL FINDING OF LARREY'S HERNIA DURING A LAPAROSCOPIC CHOLECYSTECTOMY.

15:43-15:46

P223, Basma, TUNISIA

LAPAROSCOPIC APPROACH OF POSTOPERATIVE ADHESIVE OBSTRUCTION.

15:46-15:49

P268, Ergun, TURKEY

MANAGEMENT OF ESOPHAGEAL STRICTURES IN PATIENTS WITH EPIDERMOLYSIS BULLOSA BY BALLOON DILATION: LONG TERM OUTCOMES.

15:49-15:52

P276, Trepacova, SLOVAKIA

LAPAROSCOPY FOR SYMPTOMATIC MECKEL'S DIVERTICULUM - STILL A CHALLENGE IN PEDIATRIC PATIENTS?

15:52-15:55

P33, Fusi, ITALY

MINIMALLY INVASIVE TREATMENT OF MÜLLERIAN REMNANT IN PEDIATRIC PATIENTS: LATEST EXPERIENCE.

15:55-15:58

P53, Cardone, ITALY

ROBOTIC-ASSISTED VERSUS CONVENTIONAL LAPAROSCOPIC ICG-FLUORESCENCE LYMPHATIC SPARING PALOMO VARICOCELECTOMY: A COMPARATIVE RETROSPECTIVE STUDY OF TECHNIQUES AND OUTCOMES.

15:58-16:01

P96, Shevchuk, UKRAINE

ROBOT-ASSISTED PEDIATRIC UROLOGY: THE UNIQUE EXPERIENCE OF ONE CENTER IN UKRAINE.

16:01-16:04

P98, Bisoffi, ITALY

PEDIATRIC ROBOTIC SURGERY: A MULTICENTRIC STUDY ON THE IMPACT OF PROCEDURE-RELATED STRESS.

16:04-16:07

P119, Sosnowska, POLAND

EXPERIENCE WITH THE USE OF INDOCYANINE GREEN IN MINI-INVASIVE AND OPEN PEDIATRIC SURGERY AT THE DEPARTMENT OF PEDIATRIC SURGERY, TRAUMATOLOGY AND UROLOGY IN POZNAN.

16:07-16:10

P127, Celtik, TURKEY

MINIMALLY INVASIVE APPROACH OPTIONS FOR PEDIATRIC CHEST WALL MALIGNANT TUMOR EXCISION AND RECONSTRUCTION CHILDREN.

16:10-16:13

P148, Kamesh, INDIA

THREE-PORT ROBOTIC MORGAGNI HERNIA REPAIR IN AN 8 MONTH OLD INFANT: THE FIRST CASE REPORT.

PARALLEL SESSIONS

Friday 20 September

Léon Hirsch Auditorium

★ 08:50-09:30

POSTER SESSION 6

CHAIRS: *Alfredo BERRETTINI (IT) – Quentin BALLOUHEY (FRA)*

08:50-08:53

P187, Martinez Camilo, RUSSIA

COMPARISON OF ROBOT-ASSISTED AND LAPAROSCOPIC PYELOPLASTY IN THE TREATMENT OF PYELOURETHERAL JUNCTION OBSTRUCTION IN CHILDREN.

08:53-08:56

P200, Celtik, TURKEY

INNOVATIVE MINIMAL INVASIVE GASTRIC PULL-UP TECHNIQUES IN CHILDREN: SILS AND ROBOT-ASSISTED GASTRIC PULL-UP.

08:56-08:59

P215, Martinez Camilo, RUSSIA

ROBOT-ASSISTED TRANSPOSITION OF ABERRANT LOWER POLE RENAL VESSELS IN VASORENAL HYDROPHNEROSIS.

08:59-09:02

P240, Ahmed, ITALY

FROM LAPAROSCOPY TO ROBOTICS: SURGICAL APPROACH TO GASTROESOPHAGEAL REFLUX DISEASE.

09:02-09:05

P245, Destinval, FRANCE

COMPARISON OF THE USE OF AIRSEAL® VERSUS STANDARD INSUFFLATION DURING LAPAROSCOPIC CHOLECYSTECTOMIES IN CHILDREN: A RETROSPECTIVE MONOCENTRIC STUDY.

09:05-09:08

P259, Soto Torselli, ITALY

ROBOTIC ASSISTED CHOLECYSTECTOMY PRELIMINARY EXPERIENCE.

09:08-09:11

P18, Muensterer, GERMANY

PEDIATRIC INGUINAL HERNIA REPAIR USING A NOVEL 1.9MM SINGLE-USE ARTHROSCOPE BY HYDRODISSECTION-LASSO TECHNIQUE.

09:11-09:14

P26, Wei, TAIWAN

SINGLE-INCISION LAPAROSCOPIC REPAIR FOR MORGAGNI HERNIA IN AN INFANT.

09:14-09:17

P129, Mandarano, ITALY

FLUORESCENCE-AUGMENTED ROBOTIC SURGERY WITH INDOCYANINE GREEN (ICG) IN 45X0/46XY DISORDER OF SEX DEVELOPMENT (DSD): A CASE REPORT.

09:17-09:20

P186, Battistin, UAE

PRELIMINARY EVALUATION OF ROBOTIC PEDIATRIC UROLOGIC SURGERIES IN THE UNITED ARAB EMIRATES: A PRIVATE HOSPITAL STUDY.

09:20-09:23

P195, Siano, ITALY

VALIDATION OF RAT ANIMAL MODEL SIMULATING NEONATAL GASTROINTESTINAL PERFORATION.

09.23-09:26

P198, Maglitto, ITALY

OUR PRELIMINARY EXPERIENCE WITH ROBOT-ASSISTED TREATMENT OF PEDIATRIC ESOPHAGEAL ACHALASIA.

09:26-09:29

P255, Musitelli, ITALY

HIGHLIGHTS AND POTENTIAL BENEFITS OF CHAT GPT IN PEDIATRIC MINIMALLY INVASIVE SURGERY.

★ **11:30-12:10**

POSTER SESSION 7

CHAIRS: *Andrea CONFORTI (IT) – Louise MONTALVA (FRA)*

11:30-11:33

P177, Paoletta, ITALY

MACRO-CYSTIC CONGENITAL PULMONARY AIRWAY MALFORMATION AND PLEUROPULMONARY BLASTOMA: IS THE RISK OF MALIGNANCY HIGHER THEN WE THINK?

11:33-11:36

P208, Bousquet, FRANCE

PORT-A-CATH (PAC) AND CATHETER RUPTURE DURING ABLATION: EXPERIENCE IN MINIMALLY INVASIVE PERCUTANEOUS ENDOVASCULAR REMOVAL OF RESIDUAL CATHETERS.

11:36-11:39

P254, Ceresola, ITALY

THORACOSCOPIC LOBECTOMY VS WEDGE RESECTION OF CONGENITAL LUNG MALFORMATIONS - A SINGLE CENTER EXPERIENCE AND LONG TERM FOLLOW UP.

11:39-11:42

P46, Huang, TAIWAN

THORACOSCOPIC EXCISION OF MEDIASTINAL MATURE CYSTIC TERATOMA IN TWO-MONTH-OLD INFANT.

11:42-11:45

P274, Cárdenas Elias, SPAIN

HOW TO DEAL WITH A TRICKY RECURRENT FISTULA TRACHEOESOPHAGEAL FISTULA ENDOSCOPICALLY: USE THE OTHER POINT OF VIEW.

11:45-11:48

P86, Soporska, CZECH REPUBLIC

MANAGEMENT OF PRIMARY SPONTANEOUS PNEUMOTORAX IN ADOLESCENTS.

11:48-11:51

P93, Thamri, TUNISIA

THORACOSCOPIC RESECTION OF A FORGUT DUPLICATION ASSOCIATED TO ESOPHAGEAL ATRESIA.

11:51-11:54

P97, Siano, ITALY

A VALUABLE AID IN MINIMALLY INVASIVE REPAIR OF PECTUS EXCAVATUM: CRANE TECHNIQUE.

11:54-11:57

P104, Sosnova, RUSSIA

SURGICAL TREATMENT OF SPONTANEOUS PNEUMOTHORAX IN CHILDREN AND ADOLESCENTS.

11:57-12:00

P112, Lamloum, TUNISIA

RUPTURED PULMONARY HYDATID CYSTS TREATED BY THORACOSCOPY: TIPS AND TRICKS.

12:00-12:03

P158, Godlewska, POLAND

ENDOSCOPIC VACUUM THERAPY FOR ESOPHAGEAL ANASTOMOTIC LEAK IN CHILDREN: PRESENTATION OF 2 PATIENTS.

12:03-12:06

P178, Conforti, ITALY

THORACOSCOPIC LOBECTOMIES IN SMALL INFANTS: A REPORT FROM A TERTIARY HIGH-VOLUME CENTER.

12:06-12:09

P197, Panait, FRANCE

EXTRALOBAR INFRADIAPHRAGMATIC PULMONARY SEQUESTRATION WITH A DIGESTIVE COMMUNICATION: FROM PRENATAL DIAGNOSIS TO PATHOLOGY.

★ **13:00-13:45**

POSTER SESSION 8

CHAIRS: *Cosimo BLEVE (IT) – Cindy GOMES (LUX)*

13:00-13:03

P213, Martinez Camilo, RUSSIA

3D RECONSTRUCTION IN PLANNING AND PERFORMING SURGICAL TREATMENT OF LUNG HYDATID CYST.

13:03-13:06

P217, Bousquet, FRANCE

PREVENTIVE SURGERY OF INTRATHORACIC RIB OSTEOCHONDROMAS: OUR EXPERIENCE IN MINIMAL INVASIVE APPROACH.

13:06-13:09

P227, Basso, ITALY

MIS-TREATMENT OF COMPLICATED PLEURAL EMPYEMA IN PEDIATRIC PATIENTS: ARE FIBRINOLYTICS EFFECTIVE? OUR 6 YEAR EXPERIENCE IN A SINGLE CENTER.

13:09-13:12

P247, Wolski, POLAND

THORACOSCOPIC RESECTION OF ANTERIOR MEDIASTINAL MASSES AFTER PREVIOUS PHARMACOLOGICAL OR SURGICAL INTERVENTIONS.

13:12-13:15

P248, Piolat, FRANCE

CADAVERIC SIMULATION IN THORACOSCOPIC SURGERY: AN OPTION TO IMPROVE TECHNICAL PERFORMANCES IN TRAINEES.

13:15-13:18

P251, Holler, GERMANY

THORACOSCOPIC-ASSISTED REMOVAL OF A DISLODGED THORACOAMNIOTIC SHUNT.

13:18-13:21

P252, Ergun, TURKEY

FLEXIBLE BRONCHOSCOPY IN CHILDREN WITH LOW SUSPICION OF FOREIGN BODY ASPIRATION MAY OFFER AN ALTERNATIVE FOR UNNECESSARY RIGID BRONCHOSCOPIES.

13:21-13:24

P264, Ergun, TURKEY

HOW COMPLICATED CAN IT GET? FOREIGN BODY ASPIRATION IN A CHILD WITH TRACHEOSTOMY AND SUPRASTOMAL COLLAPSE: A CHALLENGING CASE.

13:24-13:27

P87, Newland, CZECH REPUBLIC

LAPAROSCOPIC REPAIR OF A SPIGELIAN-LIKE HERNIA IN A CHILD WITH MULTIPLE MUSCULO-SKELETAL MALFORMATIONS: A CASE REPORT.

13:27-13:30

P136, Lamloum, TUNISIA

PERITONEAL DIALYSIS CATHETER COMPLICATIONS AFTER LAPAROSCOPIC INSERTION IN CHILDREN: OUR EXPERIENCE.

13:30-13:33

P169, de Agustin, SPAIN

LAPAROSCOPIC DIAPHRAGMATIC PPLICATION.

13:33-13:36

P172, Azizoğlu, TURKEY

MODIFIED LAPAROSCOPIC PERCUTANEOUS INTERNAL RING SUTURING TECHNIQUE: FASTER, EASIER, AND SAFER.

13:36-13:39

P117, Cardone, SWITZERLAND

MIS APPROACH IN PRIMARY FALLOPIAN TUBAL TORSION: A SINGLE CENTER EXPERIENCE.

13:39-13:42

P173, Azizoğlu, TURKEY

PERCUTANEOUS IMAGING AND INTERNAL RING SUTURING (PIIRS) TECHNIQUE FOR LAPAROSCOPIC INGUINAL HERNIA REPAIR.

★ 14:30-15:10

POSTER SESSION 9CHAIRS: *Martin METZELDER (AUT) – Omar NASHER (UK)*

14:30-14:33

P243, Drissi, TUNISIA

PLACE AND LIMITS OF LAPAROSCOPY IN MAGNET INGESTION: ABOUT TWO CASES.

14:33-14:36

P15, Ellul, UNITED KINGDOM

ENDOSCOPIC TREATMENT OF PILONIDAL SINUS IN CHILDREN AND ADOLESCENTS- AN INITIAL EXPERIENCE IN TERTIARY CENTER IN UK.

14:36-14:39

P63, Jokic, SERBIA

DIAGNOSTIC AND TREATMENT DILEMMA IN A CASE OF A WANDERING SPLEEN WITH A LARGE CYST AND PORTAL HYPERTENSION.

14:39-14:42

P118, Draghici, ROMANIA

INDICATIONS AND LIMITS OF THE LAPAROSCOPIC APPROACH FOR HYDATID HEPATIC CYSTS.

14:42-14:45

P190, Savu, ROMANIA

OPEN VERSUS LAPAROSCOPIC REPAIR OF INDIRECT INGUINAL HERNIA.

14:45-14:48

P222, Borghi, ITALY

PREOPERATIVE SPLENIC ARTERY EMBOLIZATION PRIOR TO TOTAL SPLENECTOMY DUE TO HAEMATOLOGIC DISEASES IN PAEDIATRIC PATIENTS: A CASE REPORT AND SYSTEMATIC LITERATURE REVIEW.

14:48-14:51

P230, Martinez Camilo, RUSSIA

FLUORESCENT-GUIDED SURGERY – FIRST EXPERIENCE IN CHILDREN.

14:51-14:54

P234, Bostanci, TURKEY

THE GROWING NEED FOR MINIMALLY INVASIVE SURGERY IN PAEDIATRIC SURGERY: THE EXPERIENCE OF A TERTIARY CHILDREN'S HOSPITAL.

14:54-14:57

P237, Basma, TUNISIA

CHALLENGES INFLUENCING THE ADOPTION OF LAPAROSCOPIC SURGERY IN TUNISIA.

14:57-15:00

P258, Basma, TUNISIA

HYDROSALPINX WITH FALLOPIAN TUBE TORSION: THE BENEFIT OF AN EARLY LAPAROSCOPIC DIAGNOSIS AND TREATMENT IN PEDIATRIC POPULATION.

15:00-15:03

P266, Destinval, FRANCE

EXTRACTION OF COTTON FIBER BALL CAUSING VAGINAL DISCHARGE IN AN EIGHT-YEARS-OLD GIRL BY VAGINOSCOPY.

15:03-15:06

P263, Grosman, FRANCE

ROBOTIC-ASSISTED LAPAROSCOPIC RADICAL NEPHRECTOMY FOR WILMS TUMOUR IN CHILDREN.

15:06-15:09

P12, Nascimben, ITALY, FRANCE

MINIMALLY INVASIVE SURGERY FOR ADRENAL MASSES IN CHILDREN: RESULTS OF A BI-CENTRIC SURVEY AND LITERATURE REVIEW.

★ 16:00-16:45**POSTER SESSION 10**CHAIRS: *Mariapina CERULO (IT) – Anna GUNNARSDOTTIR (SWE)*

16:00-16:03

P14, Rathod, INDIA

LAPAROSCOPIC MANAGEMENT OF PAEDIATRIC RENAL TUMORS: OUR EXPERIENCE.

16:03-16:06

P65, Kamesh, INDIA

MINIMALLY INVASIVE SURGERY (MIS) FOR ADRENAL TUMOURS IN CHILDREN: A SINGLE INSTITUTIONAL EXPERIENCE.

16:06-16:09

P101, Thamri, TUNISIA

TWO TROCARS LAPAROSCOPIC MANAGEMENT OF OVARIAN SEROUS CYSTADENOMA OF THE OVARY IN A CHILD: TIPS AND TRICKS.

16:09-16:12

P196, Pasqualetto, FRANCE

RETROPERITONEAL MATURE TERATOMA WITH FULL GROWTH INTESTINAL LOOPS MIMICS INTESTINAL PERFORATION.

16:12-16:15

P206, Ferlini, ITALY

LAPAROSCOPIC REMOVAL OF ABDOMINAL LYMPHANGIOMAS IN CHILDREN: A 16 YEARS' EXPERIENCE.

16:15-16:18

P275, De Lorenzi, ITALY

SURGERY FOR OVARIAN TERATOMAS IN CHILDREN: A TWENTY YEARS' EXPERIENCE.

16:18-16:21

P265, Drissi, TUNISIA

FEASIBILITY AND SAFETY OF LAPAROSCOPIC SURGERY IN OVARIAN MASSES: A SINGLE CENTER EXPERIENCE IN A DEVELOPING COUNTRY.

16:21-16:24

P50, Vidysh, RUSSIA

RARE LIFE-THREATENING COMPLICATION OF SURGICAL INTERVENTION FOR VASCULAR RING AND UNILATERAL PULMONARY ARTERY AGENESIS: A CASE REPORT.

16:24-16:27

P52, Del Conte, ITALY

AN UNEXPECTED SEVERE BLOOD DRIPPING FROM ABDOMINAL WALL AFTER ROBOT-ASSISTED LAPAROSCOPIC VARICOCELECTOMY.

16:27-16:30

P231, Mavrigiannaki, GREECE

SPONTANEOUS CLOSURE OF IATROGENIC ENTEROVESICAL FISTULA.

16:30-16:33

P277, Cárdenas Elias, SPAIN

MY WORST NIGHTMARE AN EXTRAPERITONAL BLADDER PERFORATION. A CONSERVATIVE TREATMENT.

16:33-16:36

P34, Shetty, UNITED KINGDOM

PRELIMINARY ASSESSMENT OF THEATRE NURSE ERGONOMICS IN NEONATAL MINIMAL ACCESS SURGERY.

16:36-16:39

P22, Gusev, RUSSIA

LAPAROSCOPIC PERCUTANEOUS INTERNAL RING SUTURING OF INGUINAL HERNIA IN PRETERM INFANTS IS A SAFE AND EFFICIENT METHOD OF SURGICAL TREATMENT.

16:39-16:42

P24, Kamesh, INDIA

THREE-PORT LAPAROSCOPIC RETROPERITONEAL LYMPHNODE DISSECTION (L-RPLND): IS A STANDARD FOUR-PORT ALWAYS MANDATORY?



14th ANNUAL MEETING of the ESPEs

ircad
France

SEPTEMBER 18-20, 2024
STRASBOURG, FRANCE

SPECIAL THANKS TO OUR SPONSORS

GOLD SPONSOR



SILVER SPONSORS



BRONZE SPONSORS



MINIMAL REQUEST





14th ANNUAL MEETING of the ESPEs

ircad
France

SEPTEMBER 18-20, 2024
STRASBOURG, FRANCE

INDUSTRY SESSIONS

AUDITORIUM PAUL KAGAME

10:45-11:00

SEPTEMBER 20th

ASENSUS SPONSORED LECTURE

“Transforming Pediatric Surgery: The Future of Robotics in Child Healthcare”

Speaker: *Holger TILL (AUT)*



TRANSFER OF SURGICAL MATERIAL FOR BASIC HANDS-ON LAPAROSCOPIC COURSE





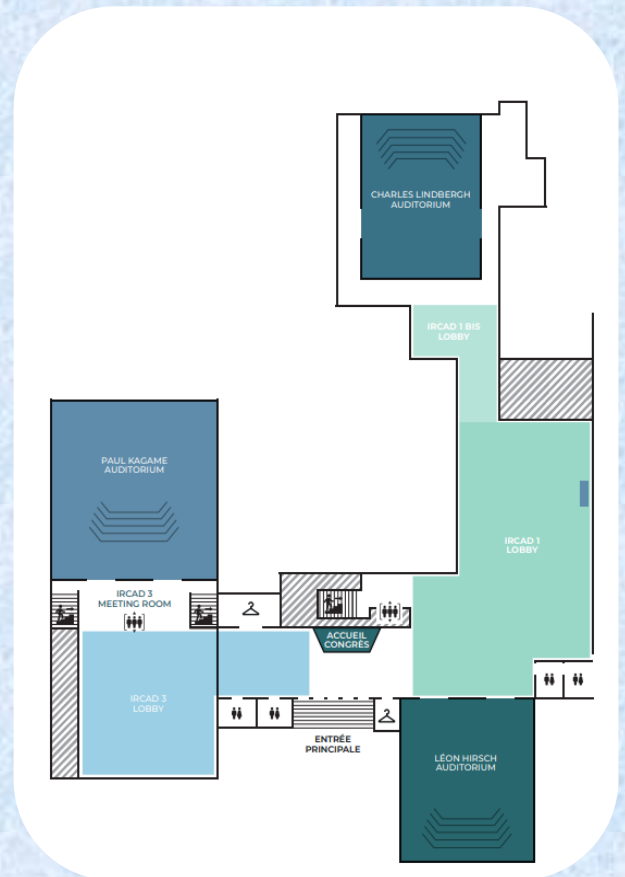
14th ANNUAL MEETING of the ESPEs

ircad
France

SEPTEMBER 18-20, 2024
STRASBOURG, FRANCE

CONGRESS VENUE

IRCAD CENTER



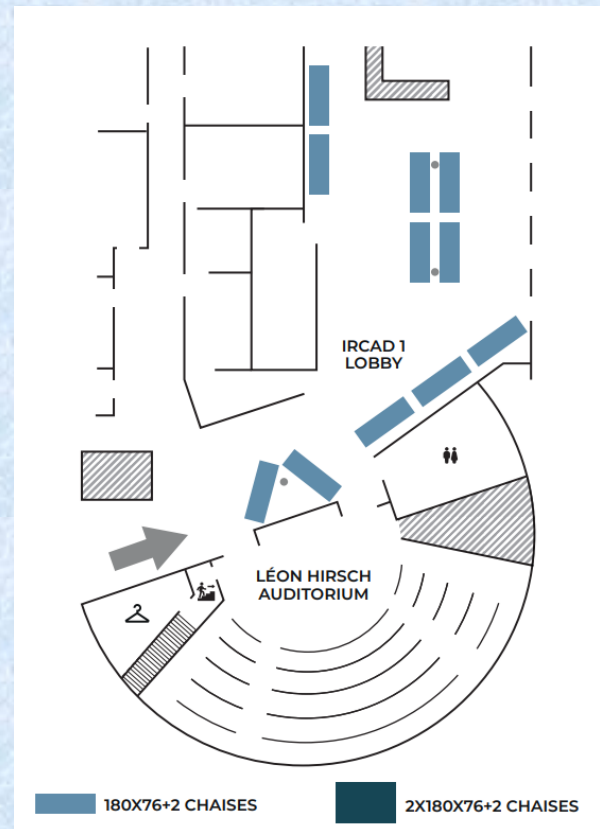
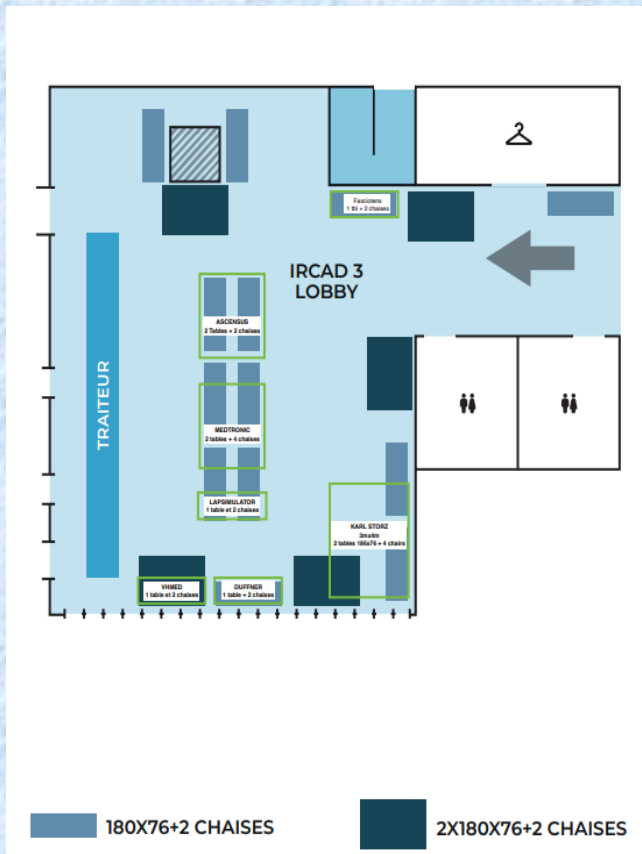


14th ANNUAL MEETING of the ESPEs

ircad
France

SEPTEMBER 18-20, 2024
STRASBOURG, FRANCE

SPONSORING PLAN





14th ANNUAL MEETING of the ESPES

ircad
France

SEPTEMBER 18-20, 2024
STRASBOURG, FRANCE

FOR ADDITIONAL INFORMATION CONTACT:

**ORGANIZING SECRETARIAT
14th ESPES ANNUAL CONGRESS**

espescongress2024@gmail.com

